


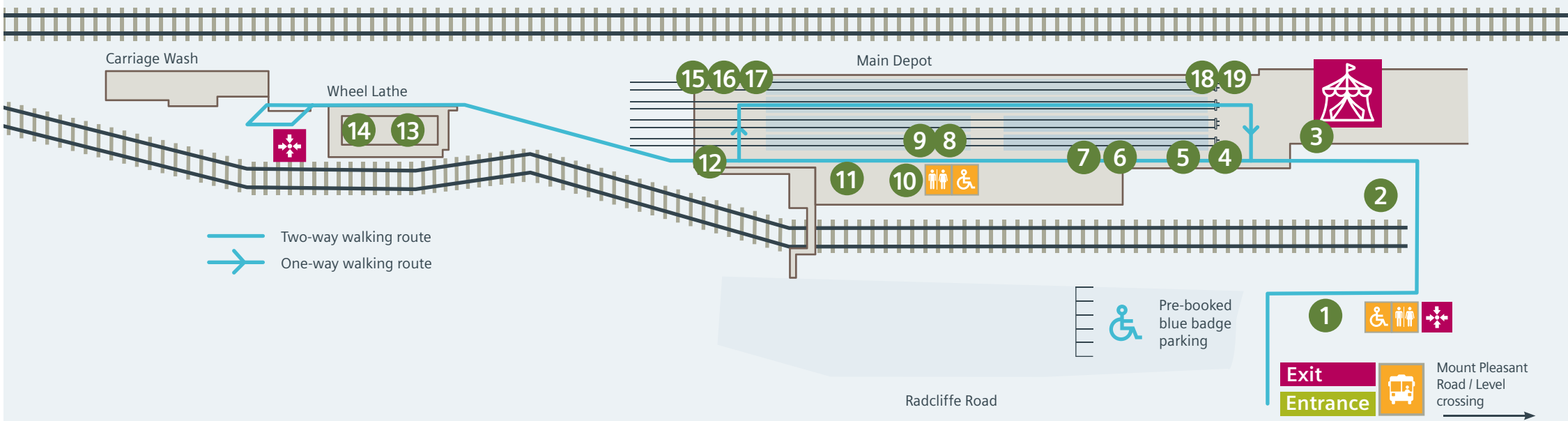


Northam Traincare Facility Rail Open Day 2019 – Site Map

1	Past, present and future timeline	6	Stores	12	Depot exit to wheel lathe and re-entry to main depot	18	Siemens Mobility train cab radios
2	Trains stabled outside	7	Get up close - Technical parts stand	13	Bearing vibration monitoring demonstration	19	University of Southampton
3	Outside area (refreshments, seating, Teddy20 charity, facepainting, activities and colouring in and toilets)	8	Sit in a driver's cab and your name on the train	14	Hydrogen Hero train		Toilets
4	Main train depot entrance / exit	9	Bogie drop (wheelset change)	15	Siemens Mobility recruitment team		Disabled Toilets
5	Walk under a train in the maintenance pit (note there are 3 opportunities to do this along this train)	10	Production office	16	National Training Academy for Rail (NTAR)		Muster Point
		11	Technical & performance team	17	Walk through a train / sit in a driver's cab		Shuttle bus drop off and pick up



SIEMENS
Ingenuity for Life

Welcome to Northam
Traincare Facility

Rail Open Day 2019 #railopenday

28 September 2019

[siemens.co.uk/railopenday](https://www.siemens.co.uk/railopenday)

Welcome!

We are delighted you could join Siemens Mobility and South Western Railway for this behind-the-scenes look at Northam Traincare Facility as part of Rail Week and to celebrate 16 years since the Class 444 and 450 Siemens Desiro trains begun service on one of the UK’s busiest rail networks.

Please take a few minutes to familiarise yourself and your party with the information in this leaflet to ensure you get the most out of your visit and stay safe. This is a working site and will be operational throughout the open day. Please ask anyone in a branded blue/green t-shirt or orange hi-vis vest if you need help or assistance.

Route

The map overleaf marks the route we advise you take around the site to see everything. Staff are located throughout the site to help with your visit and any questions.

Safety and security

We will operate a bag search by trained professionals and have plans in place to evacuate in need of an emergency. If you have any safety questions during your visit, please do not hesitate to ask a member of staff who will be happy to help. Equally, if you see any unsafe acts, please report them to a member of staff. If you have an accident it must be reported to a member of staff who will organise first aid and report the incident to the Depot Supervisor.

Slips, trips and falls

Please take care when moving around the site. Take your time climbing up and down stairs and steps and slopes. Use handrails where they are available and ensure you wear sensible, flat-soled footwear. There are uneven surfaces including rails throughout the site and you should take your time and keep any young children close.

Fire alarm

In the unlikely event of the fire alarm sounding, you must leave the depot by the nearest marked exit and report to the nearest muster point which is marked on the map overleaf. Please do not move from this area until further instructions are given by the on duty fire warden.

First aid

Qualified First Aiders are available on site. If you need any first aid treatment during your visit, please inform a member of staff. We have a first aid room and defibrillator.

Site equipment

Do not touch or interfere with any equipment on the site unless you have been authorised. Follow all safety instructions provided and stay inside the safety of the fenced areas.

Did you know...

Northam Traincare Facility was opened in 2003 and was the first of eight Siemens purpose-built rail depots that are now in the UK.

Mainline railtracks

The public area for the open day has been set within the train depot boundary with defined areas that you are able to use in order to keep you away from the mainline. The mainline is very close by and will be operational throughout the open day. Please stay on the authorised walkways at all times and obey the instructions of any host. Do not move any of the barriers.

Conductor Rail (3rd Rail, 750v dc) – The conductor rail is used to provide power to the trains. It can be recognised as the raised rail with timber boarding on its two vertical outer sides running parallel to the outside track. Some paths take you within the vicinity of the conductor rail. It has been isolated today to provide extra safety, but we have a rule to treat it as live at all times. DO NOT TOUCH THE CONDUCTOR RAIL.

Shoe gear (750v dc collector equipment) – The shoe gear draws the power from the 3rd rail to the train. There are collector shoes on each side of the train and all are live, regardless of whether the shoe is in contact with the conductor rail. Today, the conductor rail has been isolated so there will be no power supply to the train and the shoe gear will be dead. However, the same rule applies for the shoe gear as the conductor rail, treat the shoe gear as live at all times. DO NOT TOUCH THE SHOE GEAR.

Charitable donations

We are raising money for local children’s cancer charity Teddy20, close to the hearts of employees based at Northam. Teddy20 aims to provide emotional and financial support to children and young people suffering and undergoing treatment for cancer and any support you can give via the donation buckets located around the site would be greatly appreciated. Take a look at teddy20.org for more info or speak to the team here today.

Comfort & refreshments

Toilets are located in the main depot and in the car park, and are marked on the map. We have catering available and all outlets are donating a % of their takings to our charitable cause. Should you wish you utilise a quiet space, prayer room or baby change facilities, please speak to a volunteer who will be able to assist you.

Children

We welcome children over the age of three into the depot, with babes in arms able to come on to the site, remaining in the car park area, which has undercover seating. Please assist us by keeping children near you and supervise them throughout the visit. We have wristbands for children available on entry and from members of staff to add your phone number to in case of separation. Any children (under 16) who are not accompanied by an adult will be refused entry. You may bring buggies on to the site, however are requested to leave them at the entrance to the depot at your own risk due to space restrictions.

Photography

We will have a professional photographer and video crew throughout the day for promotional use. If you or any of your party do not want to be photographed, please pick up a ‘no photography’ sticker from the entrance to the site. You are more than welcome to use your camera during your visit, however please be careful on uneven surfaces.

We’d love to see your photos so use #railopenday on social media and tag us with @SiemensMobility. Please respect any visitors wearing a ‘no photography’ sticker. For your safety and that of others, selfie sticks, tripods and drones are not allowed.

Drugs & alcohol

We reserve the right to refuse entry to anyone who appears to be under the influence of drugs or alcohol. No alcohol or drugs are to be brought or consumed on the site.

Smoking

Smoking (including e-cigarettes / vaping) is only permitted in the official smoking area which is located on the map, marked by a smoking shelter. Please ask a member of staff who will guide you to the smoking area.

Physical and hidden disabilities

Pre-booked blue badge parking is available on site and we will aim to ensure those who have reduced mobility or require the use of a wheelchair see as much as possible of the site, however please note that there are some unavoidable steps (for example in to the maintenance pit). We support the Hidden Disabilities lanyard on your way in. Some of our staff may be wearing them too.

A big thank you

Big thanks to all our partners, suppliers and community members who’ve helped bring the event together. Siemens Mobility, South Western Railway, First Southampton, University of Southampton, Rail Week, Young Rail Professionals, Birmingham Centre for Railway Research and Education at Birmingham University, British Transport Police, Vedic Society Hindu Temple, National Training Academy for Rail, Teddy20, our cleaning team ISS, the refreshment stalls donating some of their takings to our charity and of course, to all our volunteers.

The route

- You’ll arrive into our car park where you’ll have a great opportunity to get a view of some of our trains lined up on our stabling roads 6-9. There will be a number of refreshment stalls and entertainment activities including undercover seating.
- Make your way inside the depot where you’ll have an opportunity to take a walk under a train in the maintenance pit (there are three opportunities along this train to do this), view the production office, where we change the wheelsets (or bogies) and our stores area
- In the middle of the depot you can take a seat in a driver’s cab and have your name put on the front of a train
- Continue along the depot and make your way towards our wheel lathe area at the far end of the site
- Back inside the main depot, take a look at the stands and have a chat with the teams before taking a walk through one of our trains or if you have reduced mobility, use the main walking route.
- At the other end of the depot, there’s even more fantastic things to get involved with!

You can spend as long as you like with us. Last entry to the site is 16:00 and we close at 17:00.

What did you think?

Your feedback is very important to us and we’d love to hear your thoughts. Please give us your view as you leave the site, on our Facebook page facebook.com/whistlestoptour or by emailing rollingstock.gb@siemens.com.